



# Stair Systems

Wood & Iron




who is.....

# HERITAGE MILLWORK INC

Established in the Spring of 1997 in Ramsey, Minnesota, Heritage Millwork Inc has been servicing the Upper Midwest Market as a two-step distributor of mouldings, millwork, and doors, supplying more than 250 dealers in Minnesota, Wisconsin, South Dakota and Iowa.

Originally stocking only a few interior door designs in two wood species to now over twenty-five door designs in nine species, along with unlimited special-order options. Our large warehouse accommodates


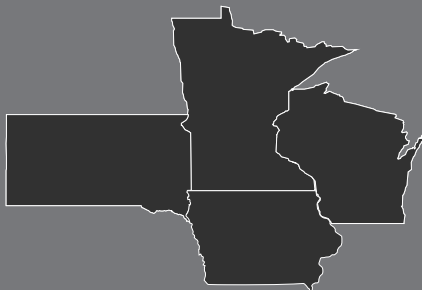


bigger volumes eliminating the need to wait for your products. In addition to a wide selection of interior doors, HMI also stocks over thirty moulding profiles in seven species including MDF, with special-order moulding profiles and a full offering of stair parts. Exterior entry door inventories also continue to evolve and expand, including products that promote striking curb appeal and home security as well as product performance including rot resistant materials.

In 2017 Heritage Millwork Inc opened Traditions Finishing Inc (TFI), a new pre-finishing facility, filling a growing desire amongst dealers to have products arrive at the job site finished and ready for installation. Together, HMI and TFI offer finishing solutions on all product lines in a wide range of colors and finishes, including custom color solutions upon request.

Over the last 25 years HMI has evolved and adapted as market conditions, industry, and customer's needs have changed. The one thing that has remained constant is our commitment to customers, employees, and

suppliers. Founded on strong Family values, and still driven by those same principles, our dedicated Team of professionals is committed to exceeding expectations by delivering quality products and service.



**Heritage Millwork Inc**  
6190 McKinley Street NW  
Ramsey, MN 55303  
763-323-7501 (p)  
888-323-7501 (p)  
[www.heritagemillworkinc.com](http://www.heritagemillworkinc.com)


Hand and Shoe Rail.....	1
Wood Balusters.....	2
Post to Post Newels .....	3
Box Newels .....	4
Box Newels.....	5
Hollow Iron Balusters & Shoes.....	6
Hollow Iron Balusters & Shoes .....	7
Solid Iron Balusters & Shoes .....	8
Mega Iron Balusters & Shoes.....	9
Skirtboards, Treads & Risers .....	10
Accessories .....	11
Special Order.....	12
Stair Part Basics.....	13

# HAND AND SHOE RAIL

1-1/4" & 1-3/4"



Balusters Primed 5060  
Shoerail Poplar 6045



Newels Poplar 4091  
Balusters Poplar 5360



**6010**  
2-1/4" x 2-3/8"  
AL, MP, POP, RO



**6010-P**  
2-1/4" x 2-3/8"  
1-1/4" Plow  
AL, MP, POP, RO



**6005**  
2-1/2" x 2-5/16"  
1-3/4" Plow  
RO



**6100-P**  
2-1/4" x 1-5/8"  
1-1/4" Plow  
AL, MP, POP, RO



**6100S**  
2-1/4" x 1-5/8"  
AL, MP, POP, RO



**6210**  
2-5/8" x 2-3/8"  
AL, MP, POP, RO



**6210-P**  
2-5/8" x 2-3/8"  
1-3/4" Plow  
AL, MP, POP, RO



**6013**  
2-1/4" x 1-5/8"  
1/2" Plow  
AL, POP, RO



**6012**  
2-1/4" x 1-5/8"  
AL, POP, RO



**6040**  
1-3/4" x 1-5/8"  
PN, POP, RO



**6000F**  
1-1/4"  
AL, MP, POP, RO



**6007**  
1-3/4"  
AL, MP, POP, RO



**6025**  
1/2"  
AL, POP, RO



**6045**  
2-1/2" x 3/4"  
1-1/4" Plow  
MP, POP, RO



**6000**  
2-1/2" x 3/4"  
1-1/4" Plow  
AL, MP, POP, RO



**6006**  
3-1/8" x 1"  
1-3/4" Plow  
AL, MP, POP, RO



**6002**  
2-1/4" x 3/4"  
1/2" Plow  
AL, POP, RO

# WOOD BALUSTERS

1-1/4" & 1-3/4"



**5015**  
1-1/4"  
36", 39", 41"  
POP, PR, RO



**5070**  
1-1/4"  
34", 39", 41"  
MP, POP, PR, RO



**5060**  
1-1/4"  
36", 42"  
AL, MP, POP, PR, RO



**5005**  
1-3/4"  
36", 41"  
POP, RO



**5360**  
1-3/4"  
36", 42"  
AL, MP, POP, PR, RO



Newels Poplar 4076-48  
Balusters Primed 5060



**4040**  
3" X 47-1/2"  
MP, POP, RO



**4045**  
3" X 58"  
MP, POP, RO



**4074**  
3" X 56"  
MP, POP, RO



**4076-48**  
3-1/2" X 48"  
MP, POP, RO



**4076**  
3-1/2" X 56"  
AL, MP, POP, RO



**4007**  
3-1/2" X 47-1/2"  
MP, POP, RO




**4008**  
3-1/2" X 56"  
POP, RO



**4005**  
3-1/2" X 56"  
POP

# Box NEWELS



Newel Poplar 4091  
Balusters 5360



Newel Poplar 4091  
Balusters Poplar 5360




**4095**  
7-1/2" x 56"  
POP



**4091-FP**  
6-1/4" x 55"  
AL, POP, RO



**4091**  
6-1/4" x 55"  
AL, MP, POP, RO



**5656**  
5" x 56"  
AL, POP



**4075**  
3-1/2" x 55"  
AL, MP, POP, RO

Includes Flat  
or Pyramid  
Cap




**4291-ADJ**  
3-1/2" x 55-1/2"  
With 22" Adjustable Newel Sleeve  
AL, MP, POP, RO

# IRON BALUSTERS

hollow 1/2"


## STOCK FINISHES




Matte Black  
(MB)  
(flat black)



Oil Rubbed Bronze  
(ORB)



Oil Rubbed Copper  
(ORC)




Satin Black  
(SB)



Silver Vein  
(SV)  
(powder coat)

## SHOES & KNUCKLES (For 1/2" balusters)



ALFSH01  
Flat Shoe  
(no set screw)



ALPSH02  
Pitch Shoe  
(w/ set screw)



ALM06  
Flat Shoe  
(w/ set screw)



ALAK01  
Universal Knuckle  
(for 1/2" balusters)



ALSQPL1  
Flat Shoe  
(for 1/2" balusters)



ALSQPL2  
Rake Shoe  
(for 1/2" balusters)

ORC, SB



HPLA44  
1/2" x 44"



H1TW44  
1/2" x 44"



H2TW44  
1/2" x 44"



H1BASK44  
1/2" x 44"



H2BASK44  
1/2" x 44"



H1KNUC44  
1/2" x 44"



H2KNUC44  
1/2" x 44"

MB, ORB, ORC, SB, SV

MB, ORC, SB

MB, ORB, ORC, SB

MB - Matte Black (flat black)  
SB - Satin Black

ORC - Oil Rubbed Copper  
SV - Silver Vein (powder coat)

ORB - Oil Rubbed Bronze



Newel 4091 Alder  
Handrail 6210 Alder  
Balusters Matte Black (flat black)  
H1KNUC44 and PLA44



**H436**  
1/2" x 2-3/16" x 44"  
SB



**H435**  
1/2" x 3-5/8" x 44"  
SB




**H166444**  
1/2" x 1-1/2" x 44"  
SB



ALRCPL1  
Flat Shoe  
(for 1-1/2" balusters)



ALRCPL2  
Rake Shoe  
(for 1-1/2" balusters)



**Hollow Tube Horizontal Baluster**  
5/8" x 96"  
SB

(not intended to span more than 4',  
check local codes)

# IRON BALUSTERS

solid 9/16"



Balusters Matte Black(flat black)  
M14044, M15044 & M14344  
Newel Poplar 4095



**M14344**  
Hammered Face  
9/16" x 44"  
MB, ORB, SB



**M14044**  
Hammered Face  
Single Spoon w/ Knuckles  
9/16" x 44"  
MB, ORB, SB



**M15044**  
Hammered Face  
Double Spoon w/ Knuckles  
9/16" x 44"  
MB, ORB, SB

## Shoes For 9/16" Balusters



**H05P**  
Pitch Shoe  
(w/ set  
screw)



**H06**  
Flat Shoe  
(w/ set  
screw)



**H03**  
Flat Shoe  
(no set  
screw)

# IRON BALUSTERS

hollow mega 3/4"



Balusters  
Matte Black (flat black) MG1TW44  
Poplar 5360



**MGPLA44**  
3/4" x 44"  
MB, ORC



**MG1TW44**  
3/4" x 44"  
MB



**MG2TW44**  
3/4" x 44"  
MB



**MG1KNUC44**  
3/4" x 44"  
MB



**MG2KNUC44**  
3/4" x 44"  
MB

Shoes For 3/4"  
Balusters



**MGM08**  
Flat Shoe  
(w/ set  
screw)



**MGPSH08**  
Pitch Shoe  
(w/ set  
screw)

# MISC. STAIR PARTS

skirtboard, rosettes, treads, risers

---



**H911**

RANCH/MISSION  
REVERSIBLE SKIRTBOARD  
7/16" x 9-1/4"  
AL, MP, POP, PR MDF, RO



**H916**

PRINCETON/ MISSION  
REVERSIBLE SKIRTBOARD  
7/16" x 9-1/4"  
AL, CH, MP, POP, RO



**7317**

ROSETTE  
4-9/16" ROUND  
POP, RO



**7318**

ROSETTE  
4-5/16" x 6"  
AL, MP, POP, RO



**7027**

ROSETTE  
4-7/16" x 6-1/2"  
AL, MP, POP, RO



**8070** - Solid Tread No Return  
11-1/2"  
MP, RO



**8070R** - Solid Tread w/ Return  
11-1/2" (reversible) 48" overall length  
MP, RO



**8075** - Solid Riser  
8" x 42" RO  
8" x 48" MP, RO



**H4899** - Woodcore Riser  
Veneered Face  
7-1/2 x 47-3/4"  
MP, RO



**S-8071LH**  
False Tread  
13-7/8" x 5-1/4"  
POP, RO



**S-8071RH**  
False Tread  
13-7/8" x 5-1/4"  
POP, RO



**8172**  
Closed False Tread Kit  
Tread 12-1/4" x 6"  
Riser 8" x 6"  
MP, POP, RO




**8079**  
False Tread Kit  
Tread 11" x 6" RH/LH  
MP, POP, RO



**8076**  
False Riser  
6" x 8"  
POP, RO



**W6312**  
Landing Tread  
3-1/2" x 1-1/16"  
RO



**W6313**  
Landing Tread  
5-1/2" x 1-1/16"  
AL, MP, POP, RO



**H6315**  
Stair Nosing  
1-1/4" x 1-1/16"  
MP, RO



**982**  
Cove  
5/8" x 13/16"  
MP, POP, RO

# ACCESSORIES

tools, handrail brackets, epoxy

## 3127- Handrail Brackets 2-3/4" Wall To Center Span



Oil Rubbed  
Bronze

Polished  
Brass

Satin  
Nickel

Satin  
Black

## W6850 - Handrail Brackets 3-3/8" Wall To Center Span



Oil Rubbed  
Bronze

Polished  
Brass

Satin  
Nickel

Dull  
Chrome



### 2901

8.5 oz Epoxy  
Cures in 20-30 Min.  
Installs Approx  
50-70 balusters



### 2902

F101  
Injector Tool for 2901



### 2903

Extra Nozzle  
for 2901



Tack time approx. 4  
minutes. Cure time  
of 24-72 hours.

Use with a  
STANDARD caulk  
gun cartridge.

Fills approx. 110  
holes depending  
on hole size.

### E6100

Non-Sag Adhesive



### Keylock

Newel Fastener  
1-7/8" x 2-5/8"



### Newel Plate

Newel Fastener  
4-5/8 x 4-5/8




### Sure Tite

Newel Fastener  
11"



### 3000 Rail Plug 1"

MP, POP, RO



### 3001 Rail Bolt



### 3901 Versa Tool



### 3203

Dowel Fast Screws  
50 Pack

# SPECIAL ORDER

extended lead time

---



**M438**  
Liberty Series  
1/2" x 44"  
AG, SB



**M439**  
Liberty Series  
1/2" x 44"  
AG, SB



**M401**  
Medallion Series  
1/2" x 44"  
AG, MB, SB



**M402**  
Medallion Series  
1/2" x 44"  
AG, MB, SB



**M411**  
Medallion Series  
1/2" x 44"  
AG, MB, SB



**M13344**  
Mediterranean Series  
9/16" x 44"  
SB, ORB



**M13444**  
Mediterranean Series  
9/16" x 44"  
SB, ORB



**M13144**  
Mediterranean Series  
9/16" x 44"  
SB, ORB



**M132**  
Mediterranean Series  
9/16" x 44"  
SB, ORB

MB - Matte Black (flat black)  
SB - Satin Black

ORC - Oil Rubbed Copper  
SV- Silver Vein (powder coat)

ORB - Oil Rubbed Bronze

# STAIR PART BASICS


---



**Over the Post**  
with open tread



**Post To Post**  
with kneewall



**Post To Post**  
with open tread

In an **OVER THE POST** staircase design, the handrails run over the newel posts and the balusters are fitted into the handrailing. These types of staircases, require the use of fittings and volutes. A **POST TO POST** staircase design, is a system where the handrail is mounted between the newel posts. These are the most common of staircase designs, these systems can use box newel or standard smaller newels.



Iron Balusters  
With ALAK01 Universal  
Knuckle



Iron Balusters  
Installed to  
handrail



Iron Balusters  
Installed to hardwood  
floors with flat shoes



Iron Balusters  
Installed with pitch  
shoes

“The journey of  
a thousand miles  
beings with  
one step.”

Lao Tzu



[www.heritagemillworkinc.com](http://www.heritagemillworkinc.com)

5000 - hmistair72024