

Moulding & Millwork



MOULDINGS
MILLWORK &
TOPPERS



who is.....

HERITAGE MILLWORK INC

Established in the Spring of 1997 in Ramsey, Minnesota, Heritage Millwork Inc has been servicing the Upper Midwest Market as a two-step distributor of mouldings, millwork, and doors, supplying more than 250 dealers in Minnesota, Wisconsin, South Dakota and Iowa.

Originally stocking only a few interior door designs in two wood species to now over twenty-


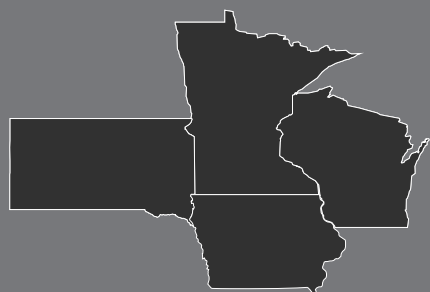


five door designs in nine species, along with unlimited special-order options. Our large warehouse accommodates bigger volumes eliminating the need to wait for your products. In addition to a wide selection of interior doors, HMI also stocks over thirty moulding profiles in seven species including MDF, with special-order moulding profiles and a full offering of stair parts. Exterior entry door inventories also continue to evolve and expand, including products that promote striking curb appeal and home security as well as product performance including rot resistant materials.

Most recently, in 2017 Heritage Millwork Inc opened Traditions Finishing Inc (TFI), a new pre-finishing facility, filling a growing desire amongst dealers to have products arrive at the job site finished and ready for installation. Together, HMI and TFI offer finishing solutions on all product lines in a wide range of colors

and finishes, including custom color solutions upon request.

Over the last 25 years HMI has evolved and adapted as market conditions, industry, and customer's needs have changed. The one thing that has remained constant is our commitment to customers, employees, and suppliers. Founded on strong Family values, and still driven by those same principles, our dedicated Team of professionals is committed to exceeding expectations by delivering quality products and service.



Heritage Millwork Inc
6190 McKinley Street NW
Ramsey, MN 55303
763-323-7501 (p)
888-323-7501 (p)

www.heritagemillworkinc.com

MDF Base & Casing	1
Solid Base.....	2
Solid Casing.....	3
Crown & Cove	4
Mullion & Screen Moulding	5
S4S	5
Stop & Miscellaneous Millwork.....	6
Blocks.....	7
Toppers	8
Trim Kits.....	9



1542 (473LM)
MDF CASING
5/8 X 2-1/4



1532 (356M)
MDF CASING
5/8 X 2-1/4



1313 (421SM)
MDF CASING
3/4 X 3-1/4



1543 (1015SM)
MDF CASING
5/8 X 3-1/2



2243 (433LM)
MDF BASE
1/2 X 3-1/4



2233 (623M)
MDF BASE
1/2 X 3-1/4



2244 (430SM)
MDF BASE
1/2 X 4-1/4



2234 (620LM)
MDF BASE
1/2 X 4-1/4



2245 (431M)
MDF BASE
1/2 X 5-1/4

BASE

solid



H308
3/8 x 2-3/4
MP, POP, RO



H307
7/16 x 2-3/4
PN



H633
3/8 x 2-3/4
KA, MP, POP, PR, RO



H634
13/32 x 3
PN



MB17
3/8 x 3-1/4
KA, MP, POP, PR, RO



MB17
3/8 x 3-1/4
PW



MB5C
3/8 x 3-1/4
MP, POP, RO



MB20
7/16 x 3-1/4
PR



MB226
7/16 x 3-1/4
PR



MB21
7/16 x 4-1/4
PW



MB21
7/16 x 4-1/4
CH, KA, MP, POP, PR, RO



H638
7/16 x 4-1/4
KA, MP, POP, RO



MB279
7/16 x 4-1/4
PR



MB280
9/16 x 5-1/4
PR



H200 Base Shoe
7/16 x 3/4 - CH, KA, MP, PN, POP, RO
1/2 x 3/4 - PR



H200 Base Shoe
1/2 x 3/4
PW



H255 Base Shoe
1/2 x 3/4
KA, POP, PR, RO

*knotty alder base comes with one fingerjoint



H405
7/16 x 2-1/4
MP, POP, RO




H403
5/8 x 2-1/4
PN



H156
7/16 x 2-1/4
KA, MP, POP, PR, RO



MC5
9/16 x 2-1/4
POP, PR



MC5
9/16 x 2-1/4
PW



H482FJ (Finger-joint)
1/2 x 2-1/2
PN



H1611
7/16 x 2-1/4
PW



H1611
7/16 x 2-1/4
POP, PR, RO



MC20
9/16 x 2-1/4
RO



H111
9/16 x 2-1/4
MP, RO



MC356
9/16 x 2-1/4
PR



H332
5/8 x 2-1/4 - MP, RO
11/16 x 2-1/4 - PN



H118
7/16 x 2-1/4
KA, MP POP, PR, RO



H115
7/16 x 2-1/4
MP POP, RO



H163
9/16 x 3
CH, KA, POP, PR



H305
7/16 x 3-1/4
MP, POP, RO



MC38
9/16 x 3-1/4
PW



MC38
9/16 x 3-1/4
KA, MP, POP, PR, RO



H2421
9/16 x 3-1/4
KA, POP, PR, RO



H432
9/16 x 3-1/2
PN



H305FJ (Finger-joint)
1/2 x 3-1/4
PN



H132
9/16 x 3-1/4
KA, MP, POP, RO



MC131
11/16 x 3-1/4
PR



MC1001
3/4 x 3-3/8
MP, PR, RO

COVE & CROWN


solid



H353
3/4 X 3/4 - MP, RO
11/16 X 11/16 - PN




H982
5/8 X 13/16
MP, POP, RO




H351
9/16 X 2
PN, RO




H409
9/16 x 2-1/4
MP, POP, PR, RO



H66
9/16 x 3-3/8
MP, RO



H414
11/16 X 4-1/4
MP, POP, RO



M668
9/16 X 5-1/4
PR



Casing - MC38 Primed Poplar
Base - MB21 Primed Poplar



Casing - MC1001 Primed Poplar
Stop - H936 Primed Poplar

MULLION, SCREEN MOULDING & S4S LUMBER



	H142 Screen Moulding 1/4 x 3/4	H268 Lattice 1/4 x 1-1/8	H263 Mullion 1/4 x 1-1/4	H337 Mullion 1/4 x 2	H340 Mullion 1/4 x 4	H341 Mullion 1/4 x 6	S4S 1x4	S4S 1x6	S4S 1x8	S4S 1x10	S4S 1x12
Cherry				•							
Knotty Alder			•	•	•		•	•	•		
Maple			•	•	•	•	•	•	•		
Oak	•		•	•	•	•	•	•	•	•	•
Pine	•	•		•				•	•		
Poplar			•	•	•		•	•	•	•	•
FJ Primed Poplar							•	•	•		•

knotty alder S4S comes with one fingerjoint

Pine S4S 8' Lengths Only

STOP & MISCELLANEOUS

millwork items

STOP



H876
DOOR STOP
3/8 X 1-1/4
PW



H876
DOOR STOP
3/8 X 1-1/4
CH, KA, MP, PN
POP, PR, RO



H936
DOOR STOP
3/8 X 1-1/4
KA, MP,
POP, PR, RO



H3881
BIFOLD STOP
11/16 X 1-3/8
CH, KA, MP, PN
POP, PR, RO



MS31
POCKET DOOR STOP
7/16 X 1-5/8
CH, KA, MP, PN
POP, PR, RO



H435
POCKET DOOR STOP
1/2 X 1-1/2
KA, POP, RO



H254
PARTING STOP
1/2 X 3/4
PN




H5200
STOP
1/4 X 1
MP, POP, RO

Misc.



SP18 - Accent Moulding
3/8 X 1-1/2
CH, KA, MP, POP, PR, RO




H233 - Closet Rod
1-1/4 X 1-1/4
PN



BB03 - Backband
3/4 X 1-1/16
KA, MP, POP, PR, RO



THRESHOLD
3/4 X 2-1/2 x 3' or 6'
RO



H180FJ - Brick Moulding
1-1/4 X 2
PN



Astragal (for 1-3/8")
H998 - 8'-0" - CH, MP, PN, PW, POP, RO, SA

OS CORNER



H206
3/4 X 3/4
RO



H205
1-1/32 X 1-1/32
POP, RO



H204
1-5/16 X 1-5/16
PN

QUARTER ROUND



H105
3/4 X 3/4 - RO
11/16 X 11/16 - PN




Casing - MC1001 Maple
Stop - H936 Maple
Doors - M3TM Maple




Casing - MC38 Poplar
Stop - H876 Poplar
Topper - HT450 Poplar


BLOCKS



BICB
3/4 X 3-3/4
MP, POP, RO



BOCB
3/4 X 3-3/4
MP, POP, RO




BICB-12
3/4 X 5-1/4
MP, POP, RO



BOCB-12
3/4 X 5-1/4
MP, POP, RO




OCRB
7/16 X 6-1/4
MP, POP, RO



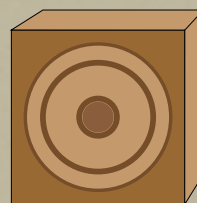
PB305
3/4 X 3-1/2 X 6-1/2
MP, POP, RO



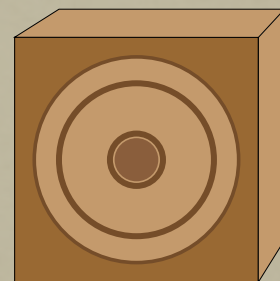
BMR-22
7/8 X 8-1/2
MP, POP, RO



BMR-M22
7/8 X 8-1/2
AL, POP, RO



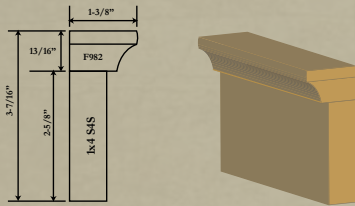
TB301B
5/8 X 2-1/2 X 2-1/2
MP, POP, RO



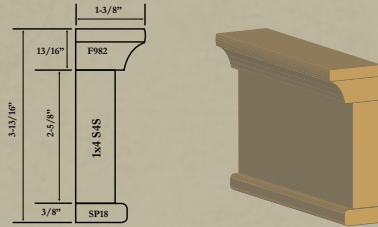
TB305B
3/4 X 3-1/2 X 3-1/2
MP, POP, RO

TOPPERS

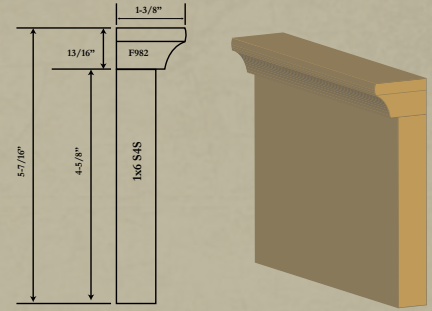
Door & Window toppers should be 1/2" longer than the outside of casing measurements (1/4" each side)



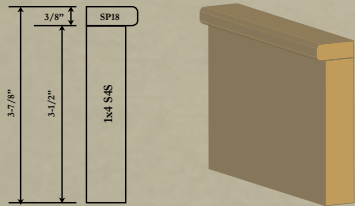
HT300
MP, POP, RO



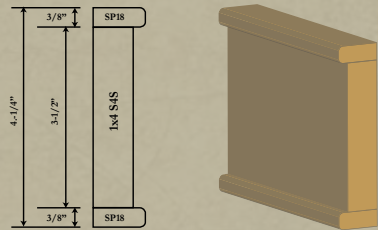
HT350
MP, POP, RO



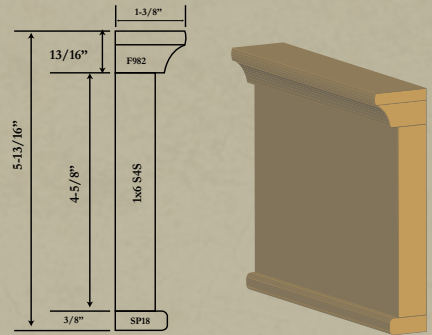
HT400
MP, POP, RO



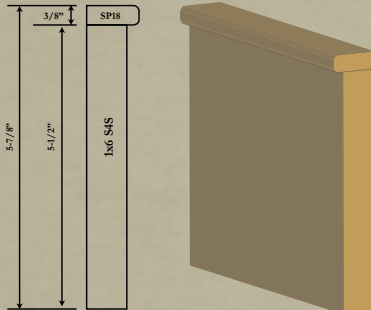
HT500
KA, MP, POP, PR, RO



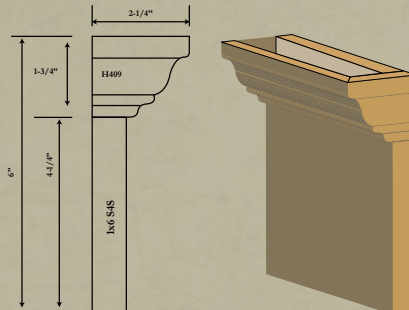
HT550
KA, MP, POP, PR, RO



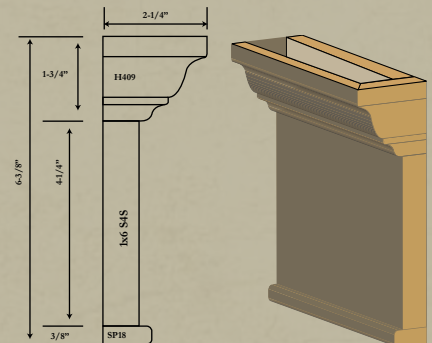
HT450
MP, POP, RO



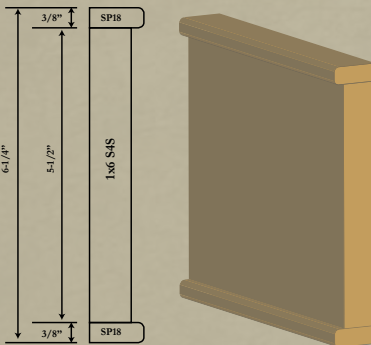
HT600
KA, MP, POP, PR, RO



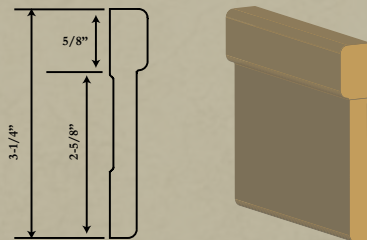
HT700
MP, POP, RO



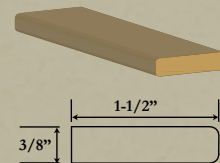
HT750
MP, POP, RO



HT650
KA, MP, POP, PR, RO



HT2421
KA, POP, PR, RO



HTSILL (SP18)
MP, POP, PR, RO



Casing - MB21 PRIMED
Topper - HT750 Poplar
Doors - Knotty Alder C11 (special order)



Casing - MB21 PRIMED
Topper - HT750 Poplar
Doors - Knotty Alder C11 (special order)

TRIM KITS (WINDOW BOX)



Assembled Trim Kits Specifications

Assembled jamb box with casing

Jamb thickness of 5/8"

Works for Windows and Patio Doors

- Q-Lon weather strip applied

- Q-Lon Colors: Bronze, White or Tan

Face depths up to 5-3/4" Choose from eight species:

Alder, Cherry, Maple, Oak, Pine, Poplar, Primed or White Vinyl

Extra wide face depths up to 15-3/4" Choose from five species:

Alder, Maple, Oak, Pine or Poplar

Prefinishing Available

Unassembled Specifications

Face depths up to 5-15/16"

8', 10 and 12' lengths (subject to availability)

Choose from eight species:

Alder, Cherry, Maple, Oak, Pine, Poplar, Primed or White Vinyl

Extra wide face depths up to 15-15/16"

12' length only

Choose from five species:

Alder, Maple, Oak, Pine or Poplar

Prefinishing Available

*"If a problem can't be solved
within the FRAME it was
conceived, the solution lies in
REFRAMING the problem."*

Brian McGreevy